



District Report Card: 2017


State: Chhattisgarh	District: Surajpur
Class: 8	Subject: Language
Schools: 51	Students: 1150


Participation/Coverage


Students

<div>GENDER</div> <div></div>	Boys		Girls	
	Number	%	Number	%
	594	51.65	556	48.35

<div>AREA</div> <div></div>	Rural		Urban	
	Number	%	Number	%
	1098	95.48	52	4.52

<div>CATEGORY</div> <div></div>	SC		ST		OBC		GEN	
	Number	%	Number	%	Number	%	Number	%
	75	6.52	553	48.09	480	41.74	42	3.65

<div>CWSN</div> <div></div>	LD	VI	HI	S&LD	ID	Oth
	2	2	3	7	3	1

<div>Management</div> <div></div>	Government		Government-aided	
	Number	%	Number	%
	1122	97.57	28	2.43

Average Performance of Students in Language (%)

Overall	Gender		Area		Management		Social Group			
	Male	Female	Rural	Urban	Govt.	Aided	SC	ST	OBC	GEN
60.35	62.26	58.32	59.68	74.49	60.37	59.52	61.87	60.04	60.54	59.68

Performance on Learning Outcomes (LOs)

Learning Outcomes	Description	Average Performance(%)
L813	Read textual/non-textual materials with comprehension and identifies the details, characters, main idea and sequence of ideas and events while reading	60.35

Range of Performance of Students who Answered Correctly							
Below 30%		30% - 50%		50% - 75%		Above 75%	
Number	%	Number	%	Number	%	Number	%
144	12.52	239	20.78	423	36.78	344	29.91

Lowest Performing Learning Outcomes (LOs)

1 - Read textual/non-textual materials with comprehension and identifies the details, characters, main idea and sequence of ideas and events while reading (60.35)